

Technical Bulletin: Care & Maintenance

With a few exceptions, the same techniques to clean and maintain **Six3 Tile®** walls are the same used on ceramic tile. The Six3 Tile surface is strong, durable and can stand up to normal use, but it can also degrade with incompatible cleaning products and techniques. This bulletin identifies the cleaning products and techniques that are recommended in order to maintain optimal surface conditions.

PRECAUTIONS



- Always follow the manufacturer's instructions for product use and safety.
- Practice proper eye and skin protection procedures, including using chemical resistant gloves and safety glasses or goggles.
- Work in a well-ventilated environment.

ROUTINE MAINTENANCE

General Cleaning

Wipe the surface regularly with a clean damp cloth or non-abrasive sponge. Do not use the scrubber side of dual-action sponges as this will scratch and mar the tile surface. Use only the soft sponge side. Microfiber cloths, usually readily available in the cleaning products aisle, are best for routine wiping and maintaining Six3 Tile's high polished finish. Do not use wax-based or oil-based cleaners to bring out the shine because the chemicals in those products can harm the surface over time. We recommend using denatured alcohol to bring out the original shine of the tile.



Do Use:

- Soft, clean and damp cloths – like soft dishtowels or microfiber cloths
- Standard household sponges
- Isopropyl alcohol to clean and bring back shine


Do NOT Use:

- Abrasive scrubber pads or the scrubber side of a dual-action sponge
- Steel wool or pads (such as Brillo® Pads)
- Metal scrapers or utensils
- Wax-based cleaners or oil-based detergents to maintain shine

CLEANING the TILE SURFACE

Deep Cleaning

This refers to cleaning the tile surface of food particles, splattered on grease, soap residue and other common dirt and grime. Use only non-abrasive, liquid-based neutral products to clean the tile surface. A cleaning product with any amount of abrasive particles, such as powdered cleaners like Comet® or Ajax®, should not be used because they will scratch and dull the polished surface. Use only soft cloths or sponges. Also, harsh acidic chemicals are corrosive to the tile surface and should be avoided. These include household bleach and ammonia-based cleaning products.



Do Use:

- Soft cloths or sponges
- Liquid-based cleaners, such as dish detergent liquids (such as Simple Green®; Dawn® is especially well suited for grease removal)
- Spray-on all purpose, multi-surface and glass cleaners (such as multi-surface Windex® and similar products)
- Disinfectant wipes (like Clorox® wipes) to control germs
- Foam-based cleaners (like Dow Scrubbing Bubbles®)
-


Do NOT Use:

- Abrasive scrubber pads
- Acidic cleaners such as household bleach, ammonia-based cleaners and toilet bowl cleaners
- White vinegar because it will dull the tile's shine and stain grout

MOISTURE CONTROL and EFFECTS


Water left on the Six3 Tile surface will not harm the finish. But as with any surface, mold, mildew and soap scum can form if water and moisture is allowed to remain without regular cleaning and drying.

For bathroom and tub walls, we recommend leaving the shower curtain or door open for maximum ventilation to allow surface moisture to evaporate. Wiping down the surfaces with rubber squeegees or soft towels after a shower will help speed the drying process.




SPECIALTY, HOME-RECIPE and ENVIRONMENTALLY-FRIENDLY PRODUCTS

There are numerous cleaning products being developed and marketed as environmentally safe. There are also many home-brewed cleaning suggestions posted to social media every day. While most are probably safe for use on Six3 Tile, it is challenging to test every product and concoction available. We recommend that if you choose to use these types of cleaning products, first test it on a small, out of the way tile – for example, in a corner under a cabinet or behind a stove – to see how the tile surface reacts before using it on the entire surface. If the product is non-abrasive and chemically neutral, it may be a conscientious alternative to standard cleaning products.



GROUT MAINTENANCE

Since the grout used with Six3 Tile sheets is the same grout used with ceramic tiles, standard cleaning and maintenance suggestions apply. For stains, apply a baking soda paste or a hydrogen peroxide solution to the stained grout. Let it sit for a while, then scrub with a toothbrush or some other small nylon brush, and rinse well. Or use a commercially prepared grout cleaner and let it sit for about 15 minutes before scrubbing the dirt away and rinsing with clean water. In either case, be careful not to scratch the tile surface with the brush.



All product and company names are trademarks™ or registered® trademarks of their respective holders. Use of them does not imply any affiliation with or endorsement by them. All specifications are subject to change without notice.

Additional resources can be found at www.six3tile.com.
For technical questions, please contact us at info@six3tile.com



Manufactured in Lancaster, South Carolina, USA



an **aleris** company

